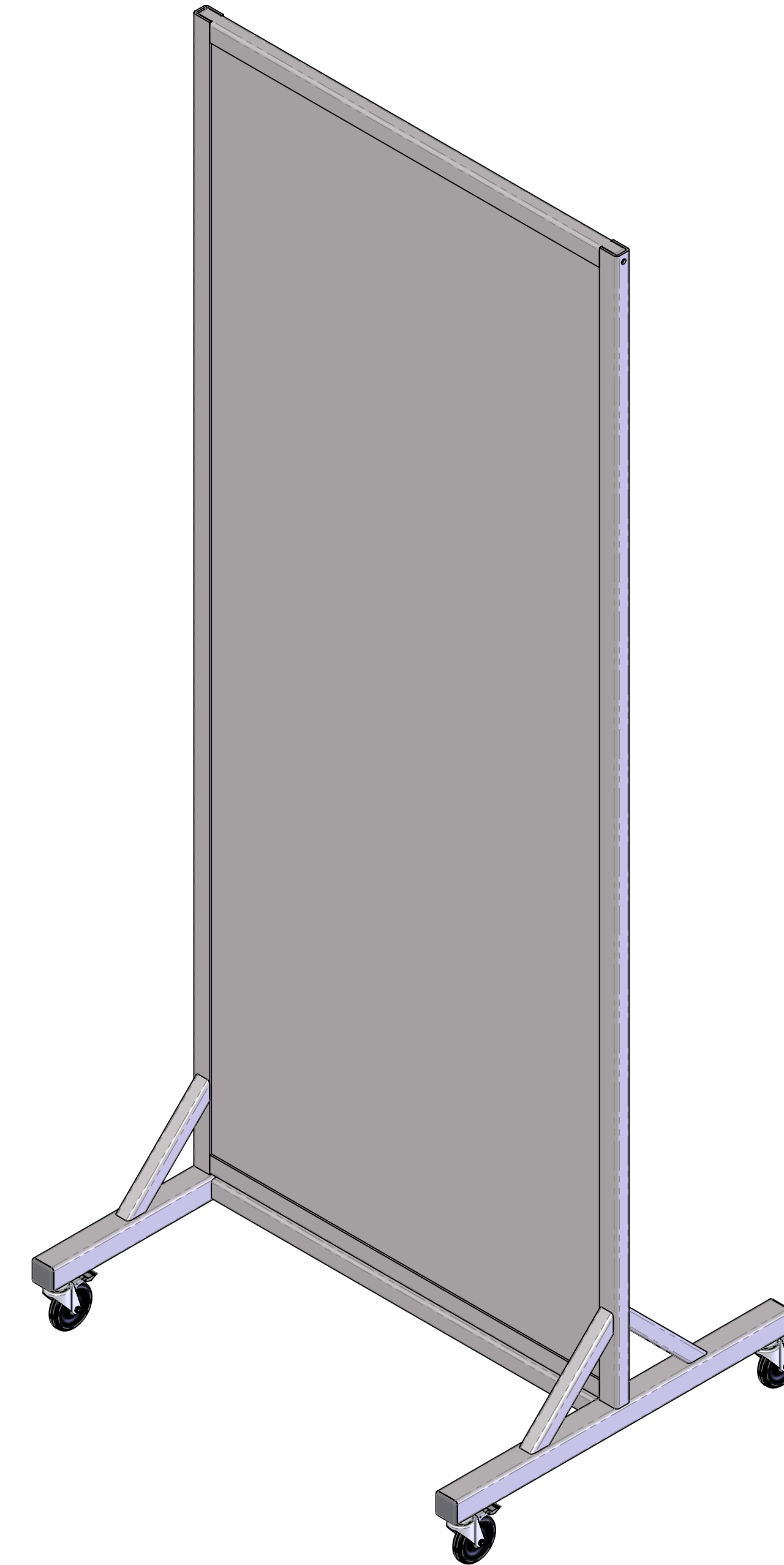

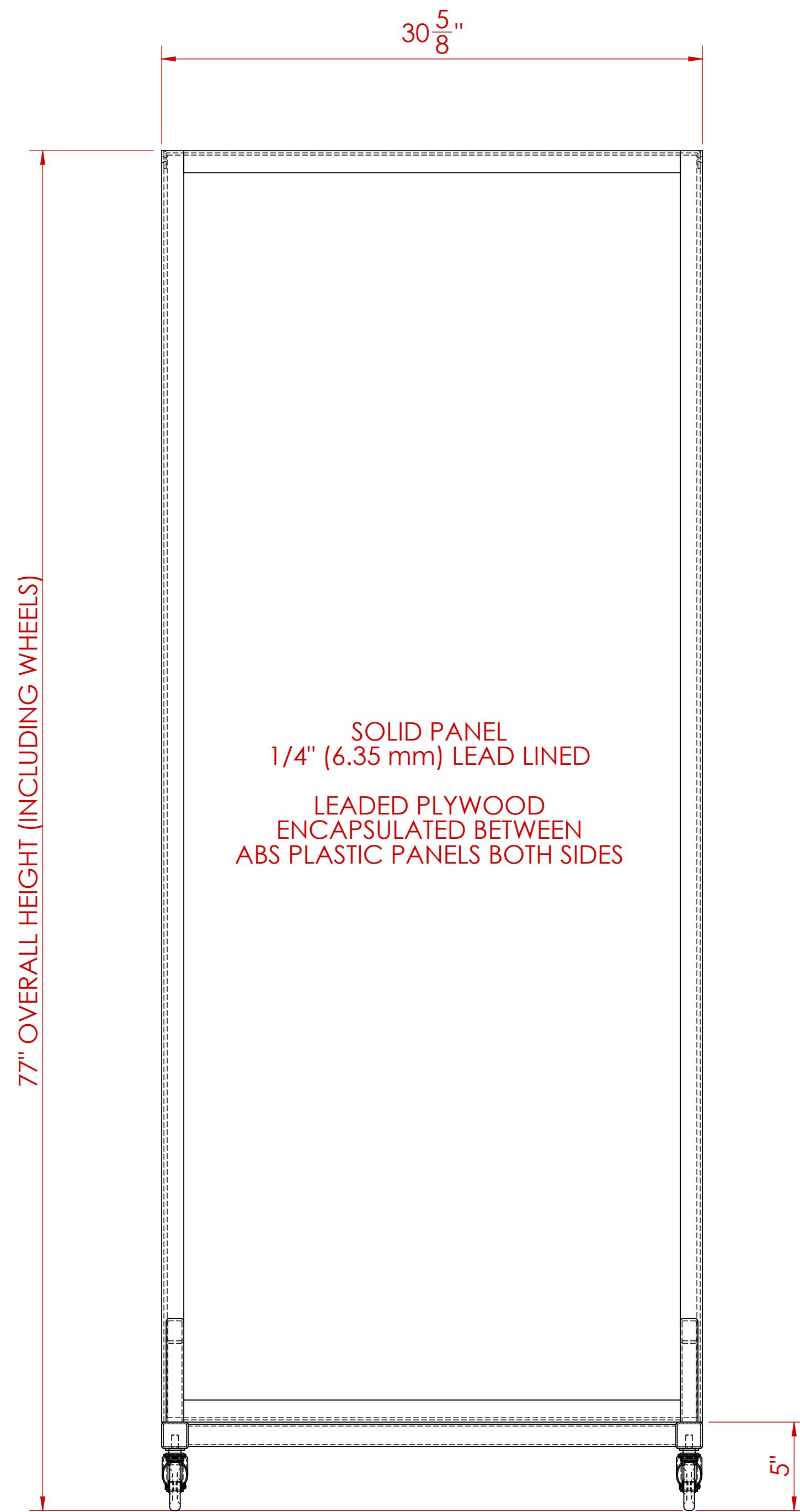


77" OVERALL HEIGHT (INCLUDING WHEELS)



**CUSTOMER APPROVAL ENDORSEMENT**

APPROVED AS SHOWN

APPROVED WITH CHANGES SHOWN

BY: \_\_\_\_\_ DATE: \_\_\_\_\_

TITLE: \_\_\_\_\_

COMPANY: \_\_\_\_\_

COMMENTS: \_\_\_\_\_

**NOTES:**

1. ALL UNITS ARE INCHES (mm) UNLESS OTHERWISE SPECIFIED
2. DIMENSIONAL TOLERANCES: +/- 1/4"

<small>DO NOT SCALE DRAWING DIMENSIONS SHOWN PREFERABLE FOR REFERENCE ONLY (XX) DIMENSIONS ARE IN INCHES (mm) TOLERANCES APPLY AS SHOWN BELOW X = ± 0.001 XX = ± 0.002 XXX = ± 0.005 ANGLES ± 0.1°</small>	<small>ALL MACHINED SURFACES TO BE <math>\sqrt{10}</math> ALL WELD SPECIFICATIONS PER WELD SHOP</small>	<small>SolidWorks MAINTAINED DATA CHANGES SHALL BE INCORPORATED ELECTRONICALLY BY THE DESIGN ACTIVITY MODEL NUMBER:</small>		<small>TITLE</small> <b>Custom Radiation Protection, Shielding and Storage</b>
				<small>CUSTOMER/DEALER</small> <b>ROLLING BARRIER ASSEMBLY</b>
<small>PROPRIETARY NO PART OF THIS DOCUMENT MAY BE REPRODUCED, STORED IN A RETRIEVAL SYSTEM, OR TRANSMITTED IN ANY FORM, WITHOUT THE WRITTEN PERMISSION OF MarShield - MGR Metal Company DIVISION OF Marshell Metal Industries Ltd.</small>	<small>DRAWN BY</small> M.S.D.	<small>DATE</small> 8/18/2018		<small>TITLE</small> <b>MSRB 300072-6.35 Rev.4-19</b>
	<small>CHECKED BY</small> 	<small>DATE</small> 		<small>SCALE</small> 1:6