

When protection & safety must be Absolutely Assured



## RADIATION BOOTHS, PANELS & BARRIERS

MarShield manufacturers standard and custom-designed radiation shielding barriers, booths, and panels. These full body shielding units are designed to shield medical personnel from harmful secondary radiation in examination rooms, operating rooms, intensive or cardiac care units, and nuclear medicine suites, as well as industrial applications, including welding, nuclear and non-destructive testing.

### BENEFITS

- Reduce exposure to harmful radiation while maintaining "open concept" environment through lead safety glass window viewing panels
- Durable solid lead-lined panels available with 1.6 mm lead equivalency and up to 1/2 inch in pure lead
- Quick, clean, and easy installation. No demolition needed
- Built to last. Solid steel frame
- Customized to suit your individual application, based on architectural specs or a custom concept we help you create. All units can be sized and manufactured to your requirements
- Professional engineering and custom on-site design services available. We can work with you to design a custom solution in a virtual CAD environment
- Adaptable. Designed to accommodate future modifications and expansions
- Can be removed and/or relocated, if required





# MODULAR BOOTHS

## KEY FEATURES:

- Panels extend from floor to 84" or more, high, ensuring effective protection
- Frame and Bottom Opaque Panel Color: Beige/tan (Powder coats finish/ABS). Optional colors available
- View Panel is Safety Lead Glass (Laminated glass with interlayer. This Safety Lead Glass is shatter resistant glass that meets requirements of ANSI Z97.1-1984 & 16 CFR 1201 Cat. II)\*
- Lead equivalencies ranging from 0.5mm to 3mm
- Can be fabricated into large continuous window panes, up to 6' x 8' or larger

\*Acrylic view windows are available upon request.

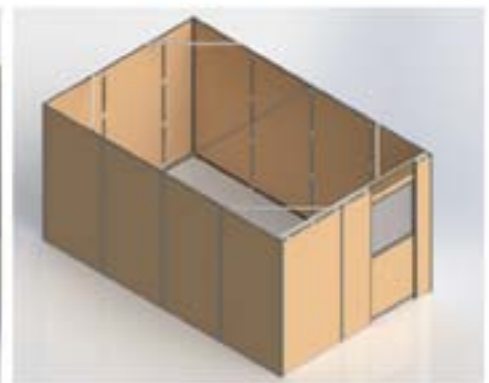
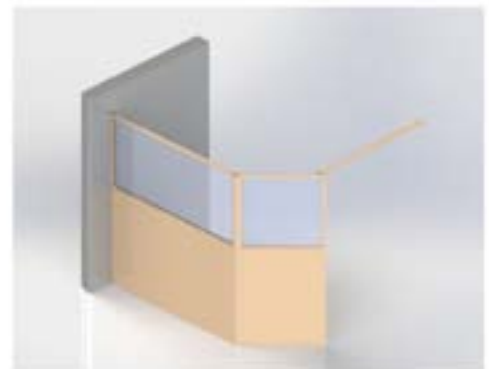
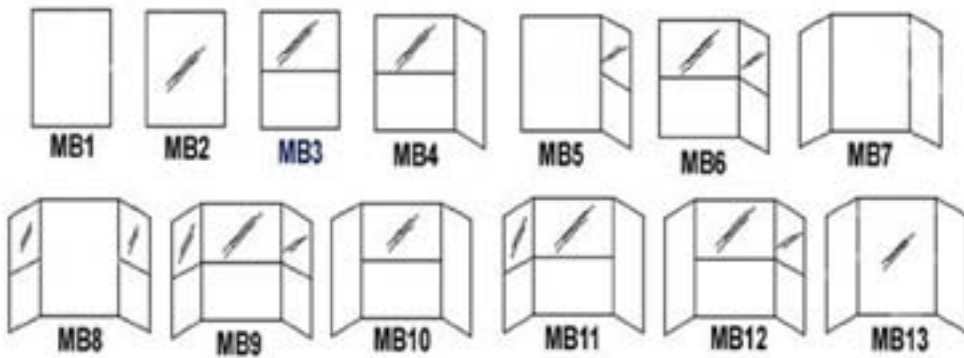
## ORDERING:

When preparing to order, please have the following requirements available:

- Width and length of each panel, upper and lower
- Angle and return
- Finish - color
- Which side attaching to wall
- Distance from back supporting wall to booth – for bracing/additional support

## CONFIGURATIONS

Below are some common modular control booth and wall configurations. Every order is custom manufactured. We will work with you to design a solution that will suit your specific needs.




1.800.381.5335 | [sales@marshield.com](mailto:sales@marshield.com) | [www.marshield.com](http://www.marshield.com)

LEAD LINED STORAGE CONTAINERS · MODULAR RADIATION BARRIERS & WALLS · MODULAR X-RAY ROOMS · ROLLING RADIATION BARRIERS · SHEET LEAD



# PRE-FAB LEAD LINED WALL PANELS

MarShield manufactures pre-fab lead lined wall panels as an alternative to using construction materials inside your walls for radiation shielding. This quick, clean and easy radiation shielding solution saves you from doing any demolition! You can attach these lead lined wall panels to your existing walls. These panels can easily be rearranged or taken away at any time without expensive labour or repairs. The standard pre-fab wall panel size is 4x8. We will manufacture custom widths, heights, and lead thicknesses to suit your needs.



## ROLLING BARRIERS

### KEY FEATURES:

- All standard barriers are 75" high, 1.6 mm lead equivalency, portable on castors
- Frame and Bottom Opaque Panel Color: Beige/tan (Powder coat finish/ ABS)
- View Panel is Safety Lead Glass (Laminated glass with interlayer. This Safety lead glass is shatter resistant glass that meets requirements of ANSI Z97.1-1984 & 16 CFR 1201 Cat. II)
- Balanced for stability with heavy duty outrigger-type legs and four Heavy Duty Swivel Locking Casters
- Removable casters allow the end user to easily modify to stationary barrier
- Units can be designed to combine, stack or nest to increase lead equivalency or create a temporary lead-lined room
- Warranty: 1-Year standard warranty

### OPTIONS:

- Push Handles
- Non Marking Casters

1.800.381.5335 | [sales@marshield.com](mailto:sales@marshield.com) | [www.marshield.com](http://www.marshield.com)

LEAD LINED STORAGE CONTAINERS · MODULAR RADIATION BARRIERS & WALLS · MODULAR X-RAY ROOMS · ROLLING RADIATION BARRIERS · SHEET LEAD



# ROLLING BARRIERS cont.



MS3024 shown above

MODEL NUMBERS	MS3024	MS3624	MS4824	MS7224
Widths	30"	36"	48"	72"
Window Height	24"	24"	24"	24"
Bottom Panel Height	48"	48"	48"	48"
Style	Standard	Standard	Standard	Standard



MS3024 shown above

MODEL NUMBERS	MS3036	MS3636	MS4836	MS7236
Widths	30"	36"	48"	72"
Window Height	36"	36"	36"	36"
Bottom Panel Height	36"	36"	36"	36"
Style	Standard	Standard	Standard	Standard



MS3024 shown above

MODEL NUMBERS	MS3060	MS3660	MS4860	MS7260
Widths	30"	36"	48"	72"
Window Height	60"	60"	60"	60"
Bottom Panel Height	12"	12"	12"	12"
Style	Full View	Full View	Full View	Full View



MS3024 shown above

MODEL NUMBERS	MS30	MS36	MS48	MS72
Widths	30"	36"	48"	72"
Window Height	No Window	No Window	No Window	No Window
Bottom Panel Height	72"	72"	72"	72"
Style	Full Opaque	Full Opaque	Full Opaque	Full Opaque

Note: Custom sizes, lead equivalencies, paint finishes or colors and acrylic view panels are available on request.

Learn More About  
Radiation Booths

1.800.381.5335 | sales@marshield.com | www.marshield.com

LEAD LINED STORAGE CONTAINERS · MODULAR RADIATION BARRIERS & WALLS · MODULAR X-RAY ROOMS · ROLLING RADIATION BARRIERS · SHEET LEAD